

40°48'50.7"N 14°04'31.4"E

Flart
ESCAPE
TO THE
HORIZON
SW35





DRIVE



SW35

Avventura, potenza, velocità.



Adventure, power, speed.



Flart

ON BOARD




SW35

Sensazioni che non basta descrivere,
bisogna provarle.

*Sensations that are not enough to
describe, you have to experience them.*

Flart



ONBOARD



SW35

Sentiti libero di seguire
la tua natura.

*Feel free to follow
your own nature.*

Flart





DESIGN



SW35

Rilassarsi richiede spazio.



Chilling out requires space.



Flart



DESIGN



SW35

Linee sinuose, abbracciate dal mare.



Sinuous lines, embraced by the sea.



Flart

COMFORT



SW35

*Una scala per avvicinarti
al mare e al cielo*



*A stairway to the sky
and the sea*

Flart





EMOTION




SW35

Scegli i tuoi orizzonti,
la tua prospettiva.

*Choose your horizons,
your perspective.*

Flart

SW35



LOA / Lunghezza complessiva
11,56 m

Draft / Pescaggio
0,67 mt

Engines / Motorizzazione
2x 300 / 350 / 400 Hp AMS DS Verado
2x DF300 / DF350 Suzuki

2x D4 - 300 - DPI Volvo Penta
2x D4 - 320 - DPI Volvo Penta

Displacement / Dislocamento
5,5 t

Guests / Ospiti
10

Berths / Posti letto
4

Cat. CE / Cat. CE
B

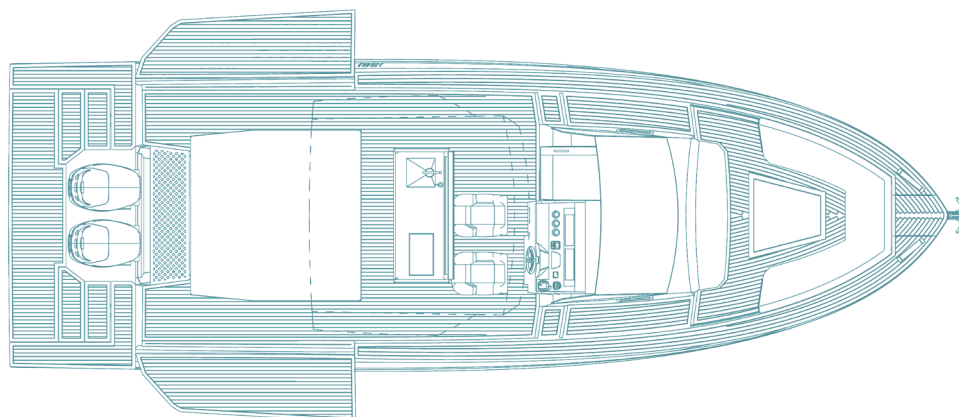
Fuel capacity / Serbatoio carburante
760 lt

Speed / Velocità
35-45 Kn

Max Beam / Baglio massimo
3,86 mt

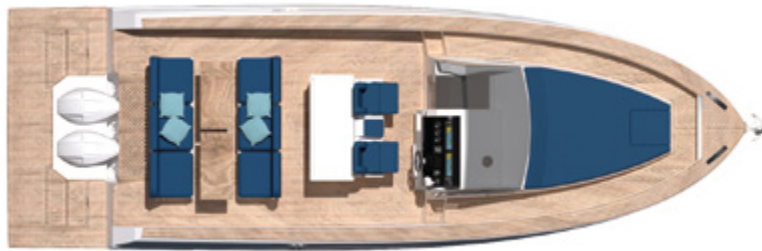
H Cabin / H Cabina
2 mt

Water capacity / Acqua dolce
250 lt

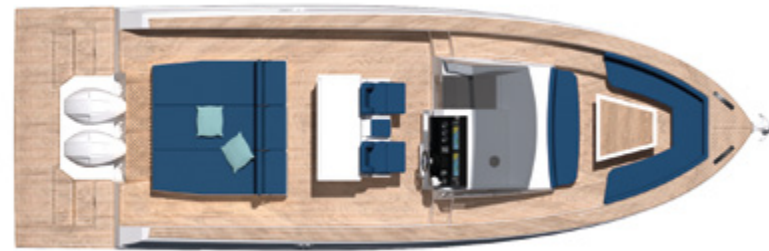


DATA SHEET

Outside / Esterno



LAYOUT 1



LAYOUT 2

Inside / Interno




LAYOUT

SW35

DESIGN MATERIALS

EXTERNAL ESSENCES / ESSENZE ESTERNE

FLOORING and TABLES / RIVESTIMENTI e TAVOLI
Natural Teak / Teak Naturale



KITCHEN / CUCINA
Krion



INTERNAL ESSENCES / ESSENZE INTERNE

PARQUET
Capri light wood / Legno chiaro Capri



BULKHEAD / PARATIE
Flamed white wood / Legno chiaro fiammato



ELEMENTS

Fiart

DISCOVER MORE



www.fiart.com